

**HHS082825-SHRT**

BioTrack Lot ID: 7507441358827469

**Sample ID: 2604ANSCT0502-3483** Completed: 04/30/2026

Strain: Heir Heads Expiration: 04/30/2027  
Plant, Flower - Cured, HEIR HEADS SHORTIES,,,

Client  
**CTPharma**  
Lic. # MMPR.0000002  
280 Dividend Rd  
Rocky Hill, CT 06067

Sample Size: 13 units  
COC #: 2604ANSCT0502; Number of Servings: ; Sample Condition: Intact;



**Summary**

| Test           | Date Tested | Result             |
|----------------|-------------|--------------------|
| Batch          |             | Pass               |
| Cannabinoids   | 04/24/2026  | Complete           |
| Moisture       | 04/28/2026  | 13% - Complete     |
| Water Activity | 04/27/2026  | 0.38 aw - Complete |
| Terpenes       | 04/24/2026  | 2.44% - Complete   |
| Microbials     | 04/24/2026  | Pass               |
| Mycotoxins     | 04/29/2026  | Pass               |
| Pesticides     | 04/29/2026  | Pass               |
| Heavy Metals   | 04/27/2026  | Pass               |

Moisture Entered By: 018  
Instrument ID: MA-2  
Moisture analyzed per CT-SOP-004

Water Activity Entered By: 018  
Instrument ID: CT-WA-3  
Water Activity analyzed per CT-SOP-012

**Cannabinoids**

**Complete**

|                                    |                               |   |
|------------------------------------|-------------------------------|---|
| <b>22.572%</b><br>Total Active THC | <b>ND</b><br>Total Active CBD | <b>22.960%</b><br>Total Active Cannabinoids |
|------------------------------------|-------------------------------|---|

| Analyte                             | LOD     | LOQ     | Result        | Result         | Qualifiers |
|-------------------------------------|---------|---------|---------------|----------------|------------|
|                                     | %       | %       | %             | mg/g           |            |
| THCa                                | 0.00003 | 0.00010 | 23.065        | 230.652        |            |
| Δ9-THC                              | 0.00003 | 0.00010 | 2.343         | 23.433         |            |
| Δ8-THC                              | 0.00005 | 0.00010 | ND            | ND             |            |
| THCVa                               | 0.00001 | 0.00010 | ND            | ND             |            |
| THCV                                | 0.00003 | 0.00010 | ND            | ND             |            |
| CBDa                                | 0.00002 | 0.00010 | ND            | ND             |            |
| CBD                                 | 0.00002 | 0.00010 | ND            | ND             |            |
| CBDVa                               | 0.00001 | 0.00010 | ND            | ND             |            |
| CBDV                                | 0.00001 | 0.00010 | ND            | ND             |            |
| CBNa                                | 0.00007 | 0.00010 | ND            | ND             |            |
| CBN                                 | 0.00002 | 0.00010 | ND            | ND             |            |
| CBGa                                | 0.00003 | 0.00010 | 0.442         | 4.423          |            |
| CBG                                 | 0.00004 | 0.00010 | ND            | ND             |            |
| CBCa                                | 0.00006 | 0.00010 | ND            | ND             |            |
| CBC                                 | 0.00004 | 0.00010 | ND            | ND             |            |
| CBL                                 | 0.00007 | 0.00010 | ND            | ND             |            |
| CBT                                 | 0.00003 | 0.00010 | ND            | ND             |            |
| <b>Total Available THC</b>          |         |         | <b>25.409</b> | <b>254.086</b> |            |
| <b>Total Active THC</b>             |         |         | <b>22.572</b> | <b>225.715</b> |            |
| <b>Total Available CBD</b>          |         |         | <b>ND</b>     | <b>ND</b>      |            |
| <b>Total Active CBD</b>             |         |         | <b>ND</b>     | <b>ND</b>      |            |
| <b>Total Available Cannabinoids</b> |         |         | <b>25.851</b> | <b>258.509</b> |            |
| <b>Total Active Cannabinoids</b>    |         |         | <b>22.960</b> | <b>229.599</b> |            |

Entered by: 005; Instrument ID: 1; Date Tested: 04/24/2026; 1 servings per container.  
Cannabinoids analyzed per CT-SOP-009. LOD= Limit of Detection, LOQ = Limit of Quantitation, ND = Not Detected. Total Available THC = Δ9-THC + THCa. Total Active THC = Δ9-THC + (THCa0.877). Total Available CBD = CBD + CBDA. Total Active CBD = CBD +(CBDA0.877). Total Active Cannabinoids = THCa0.877+ Δ9 THC+ Δ8 THC+ THCVa0.867+ THCV+ CBDA 0.877 + CBD+ CBDV+ CBDVa 0.867+ CBNA0.876+ CBN + CBGA0.878+ CBG + CBCA\*0.877+CBC+ CBL+ CBT. Total Available Cannabinoids = sum of all detected cannabinoids. Calculated percentage by dry weight.




Ryan Picard  
Lab Director  
04/30/2026

Confident LIMS  
All Rights Reserved  
coa.support@confidentlims.com  
(866) 506-5866  
www.confidentlims.com



## HHS082825-SHRT

BioTrack Lot ID: 7507441358827469

**Sample ID: 2604ANSCT0502-3483** Completed: 04/30/2026

Strain: Heir Heads Expiration: 04/30/2027  
 Plant, Flower - Cured, HEIR HEADS SHORTIES,,














Client

**CTPharma**  
 Lic. # MMPR.0000002  
 280 Dividend Rd  
 Rocky Hill, CT 06067






Sample Size: 13 units

COC #: 2604ANSCT0502; Number of Servings: ; Sample Condition: Intact;

### Terpenes

| Analyte             | CAS # | LOD     | LOQ    | Result      | Result        | Qualifiers  |
|---------------------|-------|---------|--------|-------------|---------------|---|
|                     |       | %       | %      | %           | mg/g          |   |
| β-Caryophyllene     |       | 0.00006 | 0.0005 | 0.93        | 9.296         |  |
| Linalool            |       | 0.00010 | 0.0005 | 0.55        | 5.529         |  |
| α-Humulene          |       | 0.00017 | 0.0005 | 0.28        | 2.754         |  |
| Nerolidol           |       |         | 0.0005 | 0.16        | 1.607         |  |
| β-Farnesene         |       | 0.00016 | 0.0005 | 0.10        | 1.042         |  |
| α-Bisabolol         |       | 0.00008 | 0.0005 | 0.09        | 0.914         |  |
| α-Terpineol         |       | 0.00012 | 0.0005 | 0.08        | 0.777         |  |
| Limonene            |       | 0.00013 | 0.0005 | 0.07        | 0.678         |  |
| Fenchol             |       | 0.00015 | 0.0005 | 0.05        | 0.531         |  |
| Caryophyllene Oxide |       | 0.00007 | 0.0005 | 0.04        | 0.431         |  |
| Isobornyl Acetate   |       | 0.00010 | 0.0005 | 0.03        | 0.299         |  |
| β-Myrcene           |       | 0.00010 | 0.0005 | 0.03        | 0.281         |  |
| cis-Ocimene         |       | 0.00010 | 0.0001 | 0.02        | 0.228         |  |
| 3-Carene            |       | 0.00012 | 0.0005 | ND          | ND            |   |
| α-Cedrene           |       | 0.00009 | 0.0004 | ND          | ND            |   |
| α-Phellandrene      |       | 0.00009 | 0.0005 | ND          | ND            |   |
| α-Pinene            |       | 0.00012 | 0.0005 | ND          | ND            |   |
| α-Terpinene         |       | 0.00010 | 0.0005 | ND          | ND            |   |
| alpha-Thujone       |       | 0.00010 | 0.0005 | ND          | ND            |   |
| β-Cedrene           |       | 0.00003 | 0.0001 | ND          | ND            |   |
| β-Pinene            |       | 0.00011 | 0.0005 | ND          | ND            |   |
| Borneol             |       | 0.00010 | 0.0005 | ND          | ND            |   |
| Camphene            |       | 0.00009 | 0.0005 | ND          | ND            |   |
| Camphor             |       | 0.00011 | 0.0005 | ND          | ND            |   |
| Carvacrol           |       | 0.00008 | 0.0005 | ND          | ND            |   |
| Carvone             |       | 0.00008 | 0.0005 | ND          | ND            |   |
| Cedrol              |       | 0.00006 | 0.0005 | ND          | ND            |   |
| Eucalyptol          |       | 0.00008 | 0.0005 | ND          | ND            |   |
| <b>Total</b>        |       |         |        | <b>2.44</b> | <b>24.367</b> |   |

### Primary Aromas

|   |   |   |  |   |
|---|---|---|--|---|
| <br>Cinnamon | <br>Lavender | <br>Hops | <br>Apple | <br>Magnolia |
|---|---|---|--|---|

Entered by: 013

Instrument ID: GCMS-1

Date Tested: 04/24/2026

LOD= Limit of Detection, LOQ = Limit of Quantitation. Terpenes analyzed per CT-SOP-010. Nerolidol = Sum of Cis and Trans-Nerolidol. Calculated percentage by dry weight.




Ryan Picard  
 Lab Director  
 04/30/2026

Confident LIMS  
 All Rights Reserved  
[coa.support@confidentlims.com](mailto:coa.support@confidentlims.com)  
 (866) 506-5866  
[www.confidentlims.com](http://www.confidentlims.com)



## HHS082825-SHRT

BioTrack Lot ID: 7507441358827469

**Sample ID: 2604ANSCT0502-3483** Completed: 04/30/2026

Strain: Heir Heads Expiration: 04/30/2027  
Plant, Flower - Cured, HEIR HEADS SHORTIES,,

Client

**CTPharma**  
Lic. # MMPR.0000002  
280 Dividend Rd  
Rocky Hill, CT 06067


Sample Size: 13 units

COC #: 2604ANSCT0502; Number of Servings: ; Sample Condition: Intact;

### Terpenes

| Analyte          | CAS # | LOD     | LOQ    | Result      | Result        | Qualifiers |
|------------------|-------|---------|--------|-------------|---------------|------------|
|                  |       | %       | %      | %           | mg/g          |            |
| Fenchone         |       | 0.00015 | 0.0005 | ND          | ND            |            |
| γ-Terpinene      |       | 0.00016 | 0.0005 | ND          | ND            |            |
| Geraniol         |       | 0.00013 | 0.0005 | ND          | ND            |            |
| Geranyl Acetate  |       | 0.00003 | 0.0005 | ND          | ND            |            |
| Isoborneol       |       | 0.00013 | 0.0005 | ND          | ND            |            |
| m-Cymene         |       | 0.00011 | 0.0005 | ND          | ND            |            |
| Menthone         |       | 0.00012 | 0.0005 | ND          | ND            |            |
| o-Cymene         |       | 0.00011 | 0.0005 | ND          | ND            |            |
| (-)-Isopulegol   |       | 0.00007 | 0.0005 | ND          | ND            |            |
| (-)-Guaiol       |       | 0.00010 | 0.0005 | ND          | ND            |            |
| Phytane          |       | 0.00015 | 0.0005 | ND          | ND            |            |
| Piperitone       |       | 0.00009 | 0.0005 | ND          | ND            |            |
| Pulegone         |       | 0.00003 | 0.0005 | ND          | ND            |            |
| p-Cymene         |       | 0.00015 | 0.0005 | ND          | ND            |            |
| Sabinene         |       | 0.00009 | 0.0005 | ND          | ND            |            |
| Sabinene Hydrate |       | 0.00010 | 0.0005 | ND          | ND            |            |
| Safranal         |       | 0.00009 | 0.0005 | ND          | ND            |            |
| Terpinolene      |       | 0.00010 | 0.0005 | ND          | ND            |            |
| Thymol           |       | 0.00009 | 0.0005 | ND          | ND            |            |
| trans-Ocimene    |       | 0.00011 | 0.0004 | ND          | ND            |            |
| Valencene        |       | 0.00011 | 0.0005 | ND          | ND            |            |
| <b>Total</b>     |       |         |        | <b>2.44</b> | <b>24.367</b> |            |

### Primary Aromas



Entered by: 013

Instrument ID: GCMS-1

Date Tested: 04/24/2026

LOD= Limit of Detection, LOQ = Limit of Quantitation. Terpenes analyzed per CT-SOP-010. Nerolidol = Sum of Cis and Trans-Nerolidol. Calculated percentage by dry weight.




Ryan Picard  
Lab Director  
04/30/2026

Confident LIMS  
All Rights Reserved  
[coa.support@confidentlims.com](mailto:coa.support@confidentlims.com)  
(866) 506-5866  
[www.confidentlims.com](http://www.confidentlims.com)



**HHS082825-SHRT**

BioTrack Lot ID: 7507441358827469

**Sample ID: 2604ANSCT0502-3483** Completed: 04/30/2026

Strain: Heir Heads Expiration: 04/30/2027  
 Plant, Flower - Cured, HEIR HEADS SHORTIES,,,

Client  
**CTPharma**  
 Lic. # MMPR.0000002  
 280 Dividend Rd  
 Rocky Hill, CT 06067

Sample Size: 13 units  
 COC #: 2604ANSCT0502; Number of Servings: ; Sample Condition: Intact;

**Pesticides**

Pass

| Analyte             | LOD    | LOQ  | Limit    | Result | Status | Analyte                 | LOD    | LOQ | Limit   | Result | Status |
|---------------------|--------|------|----------|--------|--------|-------------------------|--------|-----|---------|--------|--------|
|                     | PPB    | PPB  | PPB      | PPB    |        |                         | PPB    | PPB | PPB     | PPB    |        |
| Abamectin           | 0.0270 | 5.0  | 100.00   | ND     | Pass   | Fludioxonil             | 0.0220 | 5.0 | 100.00  | ND     | Pass   |
| Acephate            | 0.0130 | 5.0  | 100.00   | ND     | Pass   | Hexythiazox             | 0.0150 | 5.0 | 100.00  | ND     | Pass   |
| Acequinocyl         | 0.0100 | 5.0  | 100.00   | ND     | Pass   | Imazalil                | 0.0120 | 5.0 | 100.00  | ND     | Pass   |
| Acetamiprid         | 0.0110 | 5.0  | 100.00   | ND     | Pass   | Imidacloprid            | 0.0110 | 5.0 | 5000.00 | ND     | Pass   |
| Aldicarb            | 0.0130 | 5.0  | 100.00   | ND     | Pass   | Kresoxim Methyl         | 0.0150 | 5.0 | 100.00  | ND     | Pass   |
| Azoxystrobin        | 0.0210 | 5.0  | 100.00   | ND     | Pass   | Malathion               | 0.0180 | 5.0 | 500.00  | ND     | Pass   |
| Bifenazate          | 0.0270 | 5.0  | 100.00   | ND     | Pass   | Metalaxyl               | 0.0160 | 5.0 | 2000.00 | ND     | Pass   |
| Bifenthrin          | 0.0280 | 5.0  | 3000.00  | ND     | Pass   | Methiocarb              | 0.0180 | 5.0 | 100.00  | ND     | Pass   |
| Boscalid            | 0.0110 | 5.0  | 100.00   | ND     | Pass   | Methomyl                | 0.0110 | 5.0 | 1000.00 | ND     | Pass   |
| Captan              | 0.0900 | 5.0  | 700.00   | ND     | Pass   | Methyl Parathion        | 0.0080 | 5.0 | 100.00  | ND     | Pass   |
| Carbaryl            | 0.0110 | 5.0  | 500.00   | ND     | Pass   | Mevinphos               | 0.0080 | 5.0 | 100.00  | ND     | Pass   |
| Carbofuran          | 0.0130 | 5.0  | 100.00   | ND     | Pass   | Myclobutanil            | 0.0170 | 5.0 | 100.00  | ND     | Pass   |
| Chlorantraniliprole | 0.0120 | 5.0  | 10000.00 | ND     | Pass   | Naled                   | 0.0110 | 5.0 | 100.00  | ND     | Pass   |
| Chlordane           | 0.0320 | 10.0 | 100.00   | ND     | Pass   | Oxamyl                  | 0.0110 | 5.0 | 500.00  | ND     | Pass   |
| Chlorfenapyr        | 0.0280 | 5.0  | 100.00   | ND     | Pass   | Paclbutrazol            | 0.0190 | 5.0 | 100.00  | ND     | Pass   |
| Chlorpyrifos        | 0.0270 | 5.0  | 100.00   | ND     | Pass   | Pentachloronitrobenzene | 0.0160 | 5.0 | 100.00  | ND     | Pass   |
| Clofentezine        | 0.0120 | 5.0  | 100.00   | ND     | Pass   | Permethrin              | 0.0230 | 5.0 | 500.00  | ND     | Pass   |
| Coumaphos           | 0.0090 | 5.0  | 100.00   | ND     | Pass   | Phosmet                 | 0.0100 | 5.0 | 100.00  | ND     | Pass   |
| Cyfluthrin          | 0.0170 | 5.0  | 2000.00  | ND     | Pass   | Piperonyl Butoxide      | 0.0200 | 5.0 | 3000.00 | ND     | Pass   |
| Cypermethrin        | 0.0230 | 5.0  | 1000.00  | ND     | Pass   | Prallethrin             | 0.0150 | 5.0 | 100.00  | ND     | Pass   |
| Daminozide          | 0.0100 | 5.0  | 100.00   | ND     | Pass   | Propiconazole           | 0.0100 | 5.0 | 100.00  | ND     | Pass   |
| DDVP                | 0.0120 | 5.0  | 100.00   | ND     | Pass   | Pyrethrins              | 0.0100 | 5.0 | 500.00  | ND     | Pass   |
| Diazinon            | 0.0050 | 5.0  | 100.00   | ND     | Pass   | Pyridaben               | 0.0240 | 5.0 | 100.00  | ND     | Pass   |
| Dimethoate          | 0.0090 | 5.0  | 100.00   | ND     | Pass   | Spinetoram              | 0.0190 | 5.0 | 100.00  | ND     | Pass   |
| Dimethomorph        | 0.0140 | 5.0  | 2000.00  | ND     | Pass   | Spinosad                | 0.0150 | 5.0 | 100.00  | ND     | Pass   |
| Ethoprophos         | 0.0160 | 5.0  | 100.00   | ND     | Pass   | Spiromesifen            | 0.0190 | 5.0 | 100.00  | ND     | Pass   |
| Etofenprox          | 0.0270 | 5.0  | 100.00   | ND     | Pass   | Spirotetramat           | 0.0130 | 5.0 | 100.00  | ND     | Pass   |
| Etoazole            | 0.0200 | 5.0  | 100.00   | ND     | Pass   | Spiroxamine             | 0.0110 | 5.0 | 100.00  | ND     | Pass   |
| Fenhexamid          | 0.0250 | 5.0  | 100.00   | ND     | Pass   | Tebuconazole            | 0.0230 | 5.0 | 100.00  | ND     | Pass   |
| Fenoxycarb          | 0.0160 | 5.0  | 100.00   | ND     | Pass   | Thiacloprid             | 0.0120 | 5.0 | 100.00  | ND     | Pass   |
| Fenpyroximate       | 0.0290 | 5.0  | 100.00   | ND     | Pass   | Thiamethoxam            | 0.0080 | 5.0 | 5000.00 | ND     | Pass   |
| Fipronil            | 0.0190 | 5.0  | 100.00   | ND     | Pass   | Trifloxystrobin         | 0.0230 | 5.0 | 100.00  | ND     | Pass   |
| Fonicamid           | 0.0130 | 5.0  | 100.00   | ND     | Pass   |                         |        |     |         |        |        |

Qualifiers: C-01  
 Entered by: 020  
 Instrument ID 1: LCMS-1  
 Instrument ID 2: 0  
 Date Tested (LC): 04/29/2026  
 Date Tested (GC):  
 LOD= Limit of Detection, LOQ = Limit of Quantitation, ND = Not Detected. Pesticides analyzed per CT-SOP-008.




Ryan Picard  
 Lab Director  
 04/30/2026

Confident LIMS  
 All Rights Reserved  
[coa.support@confidentlims.com](mailto:coa.support@confidentlims.com)  
 (866) 506-5866  
[www.confidentlims.com](http://www.confidentlims.com)



## HHS082825-SHRT

BioTrack Lot ID: 7507441358827469

**Sample ID: 2604ANSCT0502-3483** Completed: 04/30/2026

Strain: Heir Heads Expiration: 04/30/2027

Plant, Flower - Cured, HEIR HEADS SHORTIES,,,

Client

**CTPharma**

Lic. # MMPR.0000002

280 Dividend Rd

Rocky Hill, CT 06067

Sample Size: 13 units

COC #: 2604ANSCT0502; Number of Servings: ; Sample Condition: Intact;

### Microbials

Pass

| Analyte                       | Limit              | Results       | Qualifiers | Status |
|-------------------------------|--------------------|---------------|------------|--------|
| Total Viable Aerobic Bacteria | CFU/g<br>100000    | CFU/g<br><100 |            | Pass   |
| Total Yeast & Mold            | 100000             | <100          |            | Pass   |
| E. coli                       | Not Detected in 1g | Not Detected  |            | Pass   |
| Listeria monocytogenes        | Not Detected in 1g | Not Detected  |            | Pass   |
| Salmonella                    | Not Detected in 1g | Not Detected  |            | Pass   |
| Shiga Toxin E. Coli           | Not Detected in 1g | Not Detected  |            | Pass   |
| Aspergillus flavus            | Not Detected in 1g | Not Detected  |            | Pass   |
| Aspergillus fumigatus         | Not Detected in 1g | Not Detected  |            | Pass   |
| Aspergillus niger             | Not Detected in 1g | Not Detected  |            | Pass   |
| Aspergillus terreus           | Not Detected in 1g | Not Detected  |            | Pass   |

Entered by: 008/009

Instrument ID: PCR-1

Date Tested: 04/24/2026

Plating of Total Aerobic bacteria, Bile-Tolerant Gram-negative bacteria, Total Coliforms, Total Yeast & Mold and Listeria are analyzed per CT-SOP-006. Shiga Toxin-Producing Escherichia coli and Salmonella spp. are analyzed per CT-SOP-007. Aspergillus spp. are analyzed per CT-SOP-014. Viruses are analyzed per SOP-013, and not ISO accredited. NR = Not Reported, NT = Not Tested, TNTC = Too Numerous To Count.

### Mycotoxins

Pass

| Analyte      | LOD   | LOQ   | Limit | Results | Qualifiers | Status |
|--------------|-------|-------|-------|---------|------------|--------|
|              | ug/kg | ug/kg | ug/kg | ug/kg   |            |        |
| B1           | 0.0   | 1.0   | 20.0  | ND      |            | Pass   |
| B2           | 0.0   | 1.0   | 20.0  | ND      |            | Pass   |
| G1           | 0.0   | 1.0   | 20.0  | ND      |            | Pass   |
| G2           | 0.0   | 1.0   | 20.0  | ND      |            | Pass   |
| Ochratoxin A | 0.0   | 1.0   | 20.0  | ND      |            | Pass   |

Entered by: 020

Instrument ID: LCMS-1

Date Tested: 04/24/2026

LOD= Limit of Detection, LOQ = Limit of Quantitation. Mycotoxins analyzed per CT-SOP-008.

### Heavy Metals

Pass

| Analyte  | LOD   | LOQ   | Limit   | Results | Qualifiers | Status |
|----------|-------|-------|---------|---------|------------|--------|
|          | ug/kg | ug/kg | ug/kg   | ug/kg   |            |        |
| Arsenic  | 0.236 | 0.500 | 200.000 | ND      |            | Pass   |
| Cadmium  | 0.115 | 0.500 | 200.000 | ND      |            | Pass   |
| Chromium | 0.216 | 1.000 | 600.000 | ND      |            | Pass   |
| Lead     | 0.088 | 1.000 | 500.000 | ND      |            | Pass   |
| Mercury  | 0.188 | 0.250 | 100.000 | ND      |            | Pass   |

Entered by: 015

Instrument ID: ICPMS-2

Date Tested: 04/24/2026

LOD = Limit of Detection, LOQ = Limit of Quantitation. Heavy Metals analyzed per CT-SOP-005




Ryan Picard  
Lab Director  
04/30/2026

Confident LIMS  
All Rights Reserved  
[coa.support@confidentlims.com](mailto:coa.support@confidentlims.com)  
(866) 506-5866  
[www.confidentlims.com](http://www.confidentlims.com)

