

all:hours Space Gello part:timers 41370

BioTrack Lot ID: 2663008242828347

Sample ID: 2510ANSCT0854-4973 Completed: 10/23/2025
Strain: Space Gello Expiration: 10/23/2026
Plant, Flower - Cured, Flower (3.5g), , Hybrid,

Client
Theraplant
Lic. #
856 Echo Lake Rd
Watertown, CT 06795

Sample Size: 13 units
COC #: 2510ANSCT0854; Number of Servings: ; Amended: No; Sample Condition: Intact;



Summary

Test	Date Tested	Result
Batch		Pass
Cannabinoids	10/17/2025	Complete
Moisture	10/21/2025	13% - Complete
Water Activity	10/21/2025	0.56 aw - Complete
Terpenes	10/20/2025	1.80% - Complete
Microbials	10/17/2025	Pass
Mycotoxins	10/20/2025	Pass
Pesticides	10/20/2025	Pass
Heavy Metals	10/20/2025	Pass

Moisture Entered By: TE-003
Instrument ID: MA-2
Moisture analyzed per SOP-004

Water Activity Entered By: TE-003
Instrument ID: WA-1
Water Activity analyzed per SOP-020. NT= Not Tested, NR = Not Reported.

Cannabinoids

Complete

22.186% Total Active THC	ND Total Active CBD	22.826% Total Active Cannabinoids
------------------------------------	-------------------------------	---

Analyte	LOD	LOQ	Result	Result	Qualifiers
	%	%	%	mg/unit	
THCa	0.00003	0.00010	24.885	870.978	
Δ9-THC	0.00003	0.00010	0.361	12.649	
Δ8-THC	0.00005	0.00010	ND	ND	
THCVa	0.00001	0.00010	ND	ND	
THCV	0.00003	0.00010	ND	ND	
CBDa	0.00002	0.00010	ND	ND	
CBD	0.00002	0.00010	ND	ND	
CBDVa	0.00001	0.00010	ND	ND	
CBDV	0.00001	0.00010	ND	ND	
CBNa	0.00007	0.00010	ND	ND	
CBN	0.00002	0.00010	ND	ND	
CBGa	0.00003	0.00010	0.729	25.512	
CBG	0.00004	0.00010	ND	ND	
CBCa	0.00006	0.00010	ND	ND	
CBC	0.00004	0.00010	ND	ND	
CBL	0.00007	0.00010	ND	ND	
CBT	0.00003	0.00010	ND	ND	
Total Available THC			25.246	883.63	
Total Active THC			22.186	776.50	
Total Available CBD			ND	ND	
Total Active CBD			ND	ND	
Total Available Cannabinoids			25.975	909.14	
Total Active Cannabinoids			22.826	798.90	

Entered by: 005; Instrument ID: 2; Date Tested: 10/17/2025; 1 servings per container.
Cannabinoids analyzed by SOP-009. LOD= Limit of Detection, LOQ = Limit of Quantitation, ND = Not Detected. Total Available THC = Δ9-THC + THCa. Total Active THC = Δ9-THC + (THCA0.877). Total Available CBD = CBD + CBDA. Total Active CBD = CBD +(CBDA0.877). Total Active Cannabinoids = THCA0.877+ Δ9 THC+ Δ8 THC+ THCVa0.867+ THCV+ CBDA 0.877 + CBD+ CBDV+ CBDVa 0.867+ CBNA0.876+ CBN + CBGA0.878+ CBG + CBCA*0.877+CBC+ CBL+ CBT. Total Available Cannabinoids = sum of all detected cannabinoids. Calculated percentage by dry weight




Ryan Picard
Lab Director
10/23/2025

Confident LIMS
All Rights Reserved
coa.support@confidentlims.com
(866) 506-5866
www.confidentlims.com



all:hours Space Gello part:timers 41370

BioTrack Lot ID: 2663008242828347

Sample ID: 2510ANSCT0854-4973 Completed: 10/23/2025

Strain: Space Gello
Plant, Flower - Cured, Flower (3.5g), , Hybrid,

Expiration: 10/23/2026

Client













Theraplant

Lic. #
856 Echo Lake Rd
Watertown, CT 06795


Sample Size: 13 units

COC #: 2510ANSCT0854; Number of Servings: ; Amended: No; Sample Condition: Intact;

Terpenes

Analyte	CAS #	LOD	LOQ	Result	Result	Qualifiers
		%	%	%	mg/g	
β-Caryophyllene		0.00003	0.0005	0.59	5.927	
Limonene		0.00004	0.0005	0.46	4.640	
α-Humulene		0.00003	0.0005	0.16	1.638	
β-Myrcene		0.00004	0.0005	0.11	1.051	
β-Pinene		0.00002	0.0005	0.10	1.028	
Linalool		0.00002	0.0005	0.09	0.894	
α-Pinene		0.00004	0.0005	0.06	0.627	
α-Terpineol		0.00004	0.0005	0.06	0.614	
Nerolidol			0.0005	0.05	0.489	
α-Bisabolol	0.00007	0.0005	0.04	0.415		
α-Cedrene	0.00002	0.0004	0.04	0.396		
β-Farnesene	0.00010	0.0005	0.03	0.283		
2-Piperidone	0.00003	0.0005	ND	ND		
3-Carene	0.00003	0.0005	ND	ND		
α-Phellandrene	0.00003	0.0005	ND	ND		
α-Terpinene	0.00002	0.0005	ND	ND		
alpha-Thujone	0.00002	0.0005	ND	ND		
β-Cedrene	0.00012	0.0001	ND	ND		
Borneol	0.00002	0.0005	ND	ND		
Camphene	0.00007	0.0005	ND	ND		
Camphor	0.00001	0.0005	ND	ND		
Carvacrol	0.00013	0.0005	ND	ND		
Carvone	0.00003	0.0005	ND	ND		
Caryophyllene Oxide	0.00010	0.0005	ND	ND		
Cedrol	0.00003	0.0005	ND	ND		
cis-Ocimene	0.00004	0.0001	ND	ND		
Citral	0.00002	0.0005	ND	ND		
Eucalyptol	0.00003	0.0005	ND	ND		
Total				1.80	18.002	

Primary Aromas



Entered by: TE-002

Instrument ID: GCMS-1

Date Tested: 10/20/2025

LOD= Limit of Detection, LOQ = Limit of Quantitation. Terpenes analyzed by SOP-010. Nerolidol = Sum of Cis and Trans-Nerolidol. Calculated percentage by dry weight




Ryan Picard
Lab Director
10/23/2025

Confident LIMS
All Rights Reserved
coa.support@confidentlims.com
(866) 506-5866
www.confidentlims.com



all:hours Space Gello part:timers 41370

BioTrack Lot ID: 2663008242828347

Sample ID: 2510ANSCT0854-4973 Completed: 10/23/2025
Strain: Space Gello Expiration: 10/23/2026
Plant, Flower - Cured, Flower (3.5g), , Hybrid,


Client
Theraplant
Lic. #
856 Echo Lake Rd
Watertown, CT 06795

Sample Size: 13 units
COC #: 2510ANSCT0854; Number of Servings: ; Amended: No; Sample Condition: Intact;

Terpenes

Analyte	CAS #	LOD	LOQ	Result	Result	Qualifiers
		%	%	%	mg/g	
Fenchol		0.00002	0.0005	ND	ND	
Fenchone		0.00002	0.0005	ND	ND	
γ-Terpinene		0.00002	0.0005	ND	ND	
Geraniol		0.00003	0.0005	ND	ND	
Geranyl Acetate		0.00002	0.0005	ND	ND	
Isoborneol		0.00002	0.0005	ND	ND	
Isobornyl Acetate		0.00002	0.0005	ND	ND	
m-Cymene		0.00002	0.0005	ND	ND	
Menthone		0.00003	0.0005	ND	ND	
Nerol		0.00004	0.0005	ND	ND	
Nootkatone		0.00011	0.0005	ND	ND	
o-Cymene		0.00003	0.0005	ND	ND	
(-)-Isopulegol		0.00002	0.0005	ND	ND	
(-)-Guaiol		0.00006	0.0005	ND	ND	
Phytane		0.00002	0.0005	ND	ND	
Piperitone		0.00003	0.0005	ND	ND	
Pulegone		0.00002	0.0005	ND	ND	
p-Cymene		0.00003	0.0005	ND	ND	
Sabinene		0.00003	0.0005	ND	ND	
Sabinene Hydrate		0.00001	0.0005	ND	ND	
Safranal		0.00001	0.0005	ND	ND	
Terpinolene		0.00002	0.0005	ND	ND	
Thymol		0.00005	0.0005	ND	ND	
trans-Ocimene		0.00005	0.0004	ND	ND	
Valencene		0.00002	0.0005	ND	ND	
Total				1.80	18.002	

Primary Aromas



Entered by: TE-002
Instrument ID: GCMS-1
Date Tested: 10/20/2025
LOD= Limit of Detection, LOQ = Limit of Quantitation. Terpenes analyzed by SOP-010. Nerolidol = Sum of Cis and Trans-Nerolidol. Calculated percentage by dry weight




Ryan Picard
Lab Director
10/23/2025

Confident LIMS
All Rights Reserved
coa.support@confidentlims.com
(866) 506-5866
www.confidentlims.com



all:hours Space Gello part:timers 41370

BioTrack Lot ID: 2663008242828347

Sample ID: 2510ANSCT0854-4973 Completed: 10/23/2025

Strain: Space Gello Expiration: 10/23/2026
 Plant, Flower - Cured, Flower (3.5g), , Hybrid,

Client
Theraplant
 Lic. #
 856 Echo Lake Rd
 Watertown, CT 06795

Sample Size: 13 units
 COC #: 2510ANSCT0854; Number of Servings: ; Amended: No; Sample Condition: Intact;

Pesticides

Pass

Analyte	LOD	LOQ	Limit	Result	Status	Analyte	LOD	LOQ	Limit	Result	Status
	PPB	PPB	PPB	PPB			PPB	PPB	PPB	PPB	
Abamectin	0.0270	5.0	100.00	ND	Pass	Fludioxonil	0.0220	5.0	100.00	ND	Pass
Acephate	0.0130	5.0	100.00	ND	Pass	Hexythiazox	0.0150	5.0	100.00	ND	Pass
Acequinocyl	0.0100	5.0	100.00	ND	Pass	Imazalil	0.0120	5.0	100.00	ND	Pass
Acetamiprid	0.0110	5.0	100.00	ND	Pass	Imidacloprid	0.0110	5.0	5000.00	ND	Pass
Aldicarb	0.0130	5.0	100.00	ND	Pass	Kresoxim Methyl	0.0150	5.0	100.00	ND	Pass
Azoxystrobin	0.0210	5.0	100.00	ND	Pass	Malathion	0.0180	5.0	500.00	ND	Pass
Bifenazate	0.0270	5.0	100.00	ND	Pass	Metalaxyl	0.0160	5.0	2000.00	ND	Pass
Bifenthrin	0.0280	5.0	3000.00	ND	Pass	Methiocarb	0.0180	5.0	100.00	ND	Pass
Boscalid	0.0110	5.0	100.00	ND	Pass	Methomyl	0.0110	5.0	1000.00	ND	Pass
Captan	0.0900	5.0	700.00	ND	Pass	Methyl Parathion	0.0080	5.0	100.00	ND	Pass
Carbaryl	0.0110	5.0	500.00	ND	Pass	Mevinphos	0.0080	5.0	100.00	ND	Pass
Carbofuran	0.0130	5.0	100.00	ND	Pass	Myclobutanil	0.0170	5.0	100.00	ND	Pass
Chlorantraniliprole	0.0120	5.0	10000.00	ND	Pass	Naled	0.0110	5.0	100.00	ND	Pass
Chlordane	0.0320	5.0	100.00	ND	Pass	Oxamyl	0.0110	5.0	500.00	ND	Pass
Chlorfenapyr	0.0280	5.0	100.00	ND	Pass	Pacllobutrazol	0.0190	5.0	100.00	ND	Pass
Chlorpyrifos	0.0270	5.0	100.00	ND	Pass	Pentachloronitrobenzene	0.0160	5.0	100.00	ND	Pass
Clofentezine	0.0120	5.0	100.00	ND	Pass	Permethrin	0.0230	5.0	500.00	ND	Pass
Coumaphos	0.0090	5.0	100.00	ND	Pass	Phosmet	0.0100	5.0	100.00	ND	Pass
Cyfluthrin	0.0170	5.0	2000.00	ND	Pass	Piperonyl Butoxide	0.0200	5.0	3000.00	ND	Pass
Cypermethrin	0.0230	5.0	1000.00	ND	Pass	Prallethrin	0.0150	5.0	100.00	ND	Pass
Daminozide	0.0100	5.0	100.00	ND	Pass	Propiconazole	0.0100	5.0	100.00	ND	Pass
DDVP	0.0120	5.0	100.00	ND	Pass	Pyrethrins	0.0100	5.0	500.00	ND	Pass
Diazinon	0.0050	5.0	100.00	ND	Pass	Pyridaben	0.0240	5.0	100.00	ND	Pass
Dimethoate	0.0090	5.0	100.00	ND	Pass	Spinetoram	0.0190	5.0	100.00	ND	Pass
Dimethomorph	0.0140	5.0	2000.00	ND	Pass	Spinosad	0.0150	5.0	100.00	ND	Pass
Ethoprophos	0.0160	5.0	100.00	ND	Pass	Spiromesifen	0.0190	5.0	100.00	ND	Pass
Etofenprox	0.0270	5.0	100.00	ND	Pass	Spirotetramat	0.0130	5.0	100.00	ND	Pass
Etoxazole	0.0200	5.0	100.00	ND	Pass	Spiroxamine	0.0110	5.0	100.00	ND	Pass
Fenhexamid	0.0250	5.0	100.00	ND	Pass	Tebuconazole	0.0230	5.0	100.00	ND	Pass
Fenoxycarb	0.0160	5.0	100.00	ND	Pass	Thiacloprid	0.0120	5.0	100.00	ND	Pass
Fenpyroximate	0.0290	5.0	100.00	ND	Pass	Thiamethoxam	0.0080	5.0	5000.00	ND	Pass
Fipronil	0.0190	5.0	100.00	ND	Pass	Trifloxystrobin	0.0230	5.0	100.00	ND	Pass
Fonicamid	0.0130	5.0	100.00	ND	Pass						

Qualifiers: L-01
 Entered by: TE-002
 Instrument ID 1: LCMS-1
 Instrument ID 2: 0
 Date Tested (LC): 10/20/2025
 Date Tested (GC):
 LOD= Limit of Detection, LOQ = Limit of Quantitation. Pesticides analyzed by SOP-008




Ryan Picard
 Lab Director
 10/23/2025

Confident LIMS
 All Rights Reserved
coa.support@confidentlims.com
 (866) 506-5866
www.confidentlims.com



The sampling was performed by Analytics Labs CT LLC, in accordance with established sampling protocols. Samples were received intact and underwent testing following all appropriate chain of custody and sample control protocols. All pass limits are as specified in the most recent version of Chapter 420f Sec. 21a 408-414, Chapter 420h Sec. 21a 420-429 and 21a 421j-(1-40). This product has been tested by Analytics Labs using internally validated testing methodologies and a quality management system. Uncertainty and test condition information is available upon request. Decision Rule (measurement of uncertainty) is not used to determine Pass/Fail. Analytics Labs makes no claim as to the efficacy, safety, or other risk associated with any detected, or non-detected levels of any compounds reported herein. This Certificate shall not be reproduced, except in full, without the written consent of Analytics Labs CT.

all:hours Space Gello part:timers 41370

BioTrack Lot ID: 2663008242828347

Sample ID: 2510ANSCT0854-4973 Completed: 10/23/2025

Strain: Space Gello Expiration: 10/23/2026
 Plant, Flower - Cured, Flower (3.5g), , Hybrid,

Client
Theraplant
 Lic. #
 856 Echo Lake Rd
 Watertown, CT 06795

Sample Size: 13 units
 COC #: 2510ANSCT0854; Number of Servings: ; Amended: No; Sample Condition: Intact;

Microbials

Pass

Analyte	Limit	Results	Qualifiers	Status
Total Viable Aerobic Bacteria	CFU/g 100000	CFU/g <100		Pass
Total Yeast & Mold	100000	100		Pass
E. coli	Not Detected in 1g	Not Detected		Pass
Listeria monocytogenes	Not Detected in 1g	Not Detected		Pass
Salmonella	Not Detected in 1g	Not Detected		Pass
Shiga Toxin E. Coli	Not Detected in 1g	Not Detected		Pass
Aspergillus flavus	Not Detected in 1g	Not Detected		Pass
Aspergillus fumigatus	Not Detected in 1g	Not Detected		Pass
Aspergillus niger	Not Detected in 1g	Not Detected		Pass
Aspergillus terreus	Not Detected in 1g	Not Detected		Pass

Entered by: 008/009
 Instrument ID: PCR-1
 Date Tested: 10/17/2025

Plating of Total Aerobic bacteria, Bile-Tolerant Gram-negative bacteria, total Coliforms, and total yeast & mold are analyzed by SOP-006. Shiga Toxin-Producing Escherichia coli and Salmonella spp. are analyzed by SOP-019. Viruses analyzed by SOP-016, are non-compliant, and NOT ISO accredited. NR = Not Reported, NT = Not Tested, TNTC = Too Numerous To Count.

Mycotoxins

Pass

Analyte	LOD	LOQ	Limit	Results	Qualifiers	Status
	ug/kg	ug/kg	ug/kg	ug/kg		
B1	0.0	1.0	20.0	ND		Pass
B2	0.0	1.0	20.0	ND		Pass
G1	0.0	1.0	20.0	ND		Pass
G2	0.0	1.0	20.0	ND		Pass
Ochratoxin A	0.0	1.0	20.0	ND		Pass

Qualifiers: L-01
 Entered by: TE-002
 Instrument ID: LCMS-1
 Date Tested: 10/17/2025
 LOD= Limit of Detection, LOQ = Limit of Quantitation. Mycotoxins analyzed by SOP-013.

Heavy Metals

Pass

Analyte	LOD	LOQ	Limit	Results	Qualifiers	Status
	ug/kg	ug/kg	ug/kg	ug/kg		
Arsenic	0.236	0.500	200.000	ND		Pass
Cadmium	0.115	0.500	200.000	ND		Pass
Chromium	0.216	1.000	600.000	ND		Pass
Lead	0.088	1.000	500.000	ND		Pass
Mercury	0.188	0.250	100.000	ND		Pass

Entered by: 015
 Instrument ID: ICPMS-2
 Date Tested: 10/17/2025
 LOD = Limit of Detection, LOQ = Limit of Quantitation. Heavy Metals analyzed by SOP-005




Ryan Picard
 Lab Director
 10/23/2025

Confident LIMS
 All Rights Reserved
 coa.support@confidentlims.com
 (866) 506-5866
 www.confidentlims.com

