

MIM-052125(3)

BioTrack Lot ID: 8177 5431 1098 0882

Sample ID: 2511ANSCT0923-5488 Completed: 11/10/2025
Strain: Mikado Mintz Expiration: 11/10/2026
Plant, Flower - Cured, 3.5g,,

Client
Crisp Cannabis
Lic. #
115 Forest St
Norwich, CT 06360

Sample Size: 13 units
COC #: 2511ANSCT0923; Number of Servings: ; Amended: No; Sample Condition: Intact;



Summary

Test	Date Tested	Result
Batch		Pass
Cannabinoids	11/05/2025	Complete
Moisture	11/06/2025	14% - Complete
Water Activity	11/07/2025	0.55 aw - Complete
Terpenes	11/06/2025	2.50% - Complete
Microbials	11/05/2025	Pass
Mycotoxins	11/06/2025	Pass
Pesticides	11/06/2025	Pass
Heavy Metals	11/06/2025	Pass

Moisture Entered By: 012
Instrument ID: MA-1
Moisture analyzed per SOP-004

Water Activity Entered By: 012
Instrument ID: CT-WA-003
Water Activity analyzed per SOP-020. NT= Not Tested, NR = Not Reported.

Cannabinoids

Complete

26.488% Total Active THC	ND Total Active CBD	27.078% Total Active Cannabinoids
------------------------------------	-------------------------------	---

Analyte	LOD	LOQ	Result	Result	Qualifiers
	%	%	%	mg/g	
THCa	0.00003	0.00010	28.715	287.146	
Δ9-THC	0.00003	0.00010	1.305	13.053	
Δ8-THC	0.00005	0.00010	ND	ND	
THCVa	0.00001	0.00010	ND	ND	
THCV	0.00003	0.00010	ND	ND	
CBDa	0.00002	0.00010	ND	ND	
CBD	0.00002	0.00010	ND	ND	
CBDVa	0.00001	0.00010	ND	ND	
CBDV	0.00001	0.00010	ND	ND	
CBNa	0.00007	0.00010	ND	ND	
CBN	0.00002	0.00010	ND	ND	
CBGa	0.00003	0.00010	0.672	6.722	
CBG	0.00004	0.00010	ND	ND	
CBCa	0.00006	0.00010	ND	ND	
CBC	0.00004	0.00010	ND	ND	
CBL	0.00007	0.00010	ND	ND	
CBT	0.00003	0.00010	ND	ND	
Total Available THC			30.020	300.199	
Total Active THC			26.488	264.880	
Total Available CBD			ND	ND	
Total Active CBD			ND	ND	
Total Available Cannabinoids			30.692	306.921	
Total Active Cannabinoids			27.078	270.782	

Entered by: 005; Instrument ID: 1; Date Tested: 11/05/2025; 1 servings per container.
Cannabinoids analyzed by SOP-009. LOD= Limit of Detection, LOQ = Limit of Quantitation, ND = Not Detected. Total Available THC = Δ9-THC + THCa. Total Active THC = Δ9-THC + (THCA0.877). Total Available CBD = CBD + CBDA. Total Active CBD = CBD +(CBDA0.877). Total Active Cannabinoids = THCA0.877+ d9 THC+ d8 THC+ THCVa0.867+ THCV+ CBDA 0.877 + CBD+ CBDV+ CBDVa 0.867+ CBNA0.876+ CBN + CBGA0.878+ CBG + CBCA*0.877+CBC+ CBL+ CBT. Total Available Cannabinoids = sum of all detected cannabinoids. Calculated percentage by dry weight




Ryan Picard
Lab Director
11/10/2025

Confident LIMS
All Rights Reserved
coa.support@confidentlims.com
(866) 506-5866
www.confidentlims.com



MIM-052125(3)











BioTrack Lot ID: 8177 5431 1098 0882

Sample ID: 2511ANSCT0923-5488 Completed: 11/10/2025
Strain: Mikado Mintz Expiration: 11/10/2026
Plant, Flower - Cured, 3.5g,,

Client
Crisp Cannabis
Lic. #
115 Forest St
Norwich, CT 06360

Sample Size: 13 units
COC #: 2511ANSCT0923; Number of Servings: ; Amended: No; Sample Condition: Intact;

Terpenes

Analyte	CAS #	LOD	LOQ	Result	Result	Qualifiers
		%	%	%	mg/g	
β-Caryophyllene		0.00003	0.0005	0.79	7.889	
β-Myrcene		0.00004	0.0005	0.42	4.205	
Limonene		0.00004	0.0005	0.38	3.760	
Linalool		0.00002	0.0005	0.32	3.223	
α-Humulene		0.00003	0.0005	0.31	3.133	
β-Pinene		0.00002	0.0005	0.06	0.644	
α-Bisabolol		0.00007	0.0005	0.06	0.612	
Fenchol		0.00002	0.0005	0.06	0.580	
Nerolidol			0.0005	0.05	0.511	
α-Pinene	0.00004	0.0005	0.04	0.438		
2-Piperidone	0.00003	0.0005	ND	ND		
3-Carene	0.00003	0.0005	ND	ND		
α-Cedrene	0.00002	0.0004	ND	ND		
α-Phellandrene	0.00003	0.0005	ND	ND		
α-Terpinene	0.00002	0.0005	ND	ND		
α-Terpineol	0.00004	0.0005	ND	ND		
alpha-Thujone	0.00002	0.0005	ND	ND		
β-Cedrene	0.00012	0.0001	ND	ND		
β-Farnesene	0.00010	0.0005	ND	ND		
Borneol	0.00002	0.0005	ND	ND		
Camphene	0.00007	0.0005	ND	ND		
Camphor	0.00001	0.0005	ND	ND		
Carvacrol	0.00013	0.0005	ND	ND		
Carvone	0.00003	0.0005	ND	ND		
Caryophyllene Oxide	0.00010	0.0005	ND	ND		
Cedrol	0.00003	0.0005	ND	ND		
cis-Ocimene	0.00004	0.0001	ND	ND		
Citral	0.00002	0.0005	ND	ND		
Total				2.50	24.996	

Primary Aromas



Entered by: 56
Instrument ID: GCMS-1
Date Tested: 11/06/2025
LOD= Limit of Detection, LOQ = Limit of Quantitation. Terpenes analyzed by SOP-010. Nerolidol = Sum of Cis and Trans-Nerolidol. Calculated percentage by dry weight




Ryan Picard
Lab Director
11/10/2025

Confident LIMS
All Rights Reserved
coa.support@confidentlims.com
(866) 506-5866
www.confidentlims.com



MIM-052125(3)

BioTrack Lot ID: 8177 5431 1098 0882

Sample ID: 2511ANSCT0923-5488 Completed: 11/10/2025

Strain: Mikado Mintz

Plant, Flower - Cured, 3.5g,,

Expiration: 11/10/2026

Client

Crisp Cannabis

Lic. #

115 Forest St
Norwich, CT 06360

Sample Size: 13 units

COC #: 2511ANSCT0923; Number of Servings: ; Amended: No; Sample Condition: Intact;

Terpenes

Analyte	CAS #	LOD	LOQ	Result	Result	Qualifiers
		%	%	%	mg/g	
Eucalyptol		0.00003	0.0005	ND	ND	
Fenchone		0.00002	0.0005	ND	ND	
γ-Terpinene		0.00002	0.0005	ND	ND	
Geraniol		0.00003	0.0005	ND	ND	
Geranyl Acetate		0.00002	0.0005	ND	ND	
Isoborneol		0.00002	0.0005	ND	ND	
Isobornyl Acetate		0.00002	0.0005	ND	ND	
m-Cymene		0.00002	0.0005	ND	ND	
Menthone		0.00003	0.0005	ND	ND	
Nerol		0.00004	0.0005	ND	ND	
Nootkatone		0.00011	0.0005	ND	ND	
o-Cymene		0.00003	0.0005	ND	ND	
(-)-Isopulegol		0.00002	0.0005	ND	ND	
(-)-Guaiol		0.00006	0.0005	ND	ND	
Phytane		0.00002	0.0005	ND	ND	
Piperitone		0.00003	0.0005	ND	ND	
Pulegone		0.00002	0.0005	ND	ND	
p-Cymene		0.00003	0.0005	ND	ND	
Sabinene		0.00003	0.0005	ND	ND	
Sabinene Hydrate		0.00001	0.0005	ND	ND	
Safranal		0.00001	0.0005	ND	ND	
Terpinolene		0.00002	0.0005	ND	ND	
Thymol		0.00005	0.0005	ND	ND	
trans-Ocimene		0.00005	0.0004	ND	ND	
Valencene		0.00002	0.0005	ND	ND	
Total				2.50	24.996	

Primary Aromas



Entered by: 56

Instrument ID: GCMS-1

Date Tested: 11/06/2025

LOD= Limit of Detection, LOQ = Limit of Quantitation. Terpenes analyzed by SOP-010. Nerolidol = Sum of Cis and Trans-Nerolidol. Calculated percentage by dry weight




Ryan Picard
Lab Director
11/10/2025

Confident LIMS
All Rights Reserved
coa.support@confidentlims.com
(866) 506-5866
www.confidentlims.com



MIM-052125(3)

BioTrack Lot ID: 8177 5431 1098 0882

Sample ID: 2511ANSCT0923-5488 Completed: 11/10/2025

Strain: Mikado Mintz
Plant, Flower - Cured, 3.5g, ,

Expiration: 11/10/2026

Client
Crisp Cannabis
Lic. #
115 Forest St
Norwich, CT 06360

Sample Size: 13 units
COC #: 2511ANSCT0923; Number of Servings: ; Amended: No; Sample Condition: Intact;

Pesticides

Pass

Analyte	LOD	LOQ	Limit	Result	Status	Analyte	LOD	LOQ	Limit	Result	Status
	PPB	PPB	PPB	PPB			PPB	PPB	PPB	PPB	
Abamectin	0.0270	5.0	100.00	ND	Pass	Fludioxonil	0.0220	5.0	100.00	ND	Pass
Acephate	0.0130	5.0	100.00	ND	Pass	Hexythiazox	0.0150	5.0	100.00	ND	Pass
Acequinocyl	0.0100	5.0	100.00	ND	Pass	Imazalil	0.0120	5.0	100.00	ND	Pass
Acetamiprid	0.0110	5.0	100.00	ND	Pass	Imidacloprid	0.0110	5.0	5000.00	ND	Pass
Aldicarb	0.0130	5.0	100.00	ND	Pass	Kresoxim Methyl	0.0150	5.0	100.00	ND	Pass
Azoxystrobin	0.0210	5.0	100.00	ND	Pass	Malathion	0.0180	5.0	500.00	ND	Pass
Bifenazate	0.0270	5.0	100.00	ND	Pass	Metalaxyl	0.0160	5.0	2000.00	ND	Pass
Bifenthrin	0.0280	5.0	3000.00	ND	Pass	Methiocarb	0.0180	5.0	100.00	ND	Pass
Boscalid	0.0110	5.0	100.00	ND	Pass	Methomyl	0.0110	5.0	1000.00	ND	Pass
Captan	0.0900	5.0	700.00	ND	Pass	Methyl Parathion	0.0080	5.0	100.00	ND	Pass
Carbaryl	0.0110	5.0	500.00	ND	Pass	Mevinphos	0.0080	5.0	100.00	ND	Pass
Carbofuran	0.0130	5.0	100.00	ND	Pass	Myclobutanil	0.0170	5.0	100.00	ND	Pass
Chlorantraniliprole	0.0120	5.0	10000.00	ND	Pass	Naled	0.0110	5.0	100.00	ND	Pass
Chlordane	0.0320	5.0	100.00	ND	Pass	Oxamyl	0.0110	5.0	500.00	ND	Pass
Chlorfenapyr	0.0280	5.0	100.00	ND	Pass	Paclbutrazol	0.0190	5.0	100.00	ND	Pass
Chlorpyrifos	0.0270	5.0	100.00	ND	Pass	Pentachloronitrobenzene	0.0160	5.0	100.00	ND	Pass
Clofentezine	0.0120	5.0	100.00	ND	Pass	Permethrin	0.0230	5.0	500.00	ND	Pass
Coumaphos	0.0090	5.0	100.00	ND	Pass	Phosmet	0.0100	5.0	100.00	ND	Pass
Cyfluthrin	0.0170	5.0	2000.00	ND	Pass	Piperonyl Butoxide	0.0200	5.0	3000.00	ND	Pass
Cypermethrin	0.0230	5.0	1000.00	ND	Pass	Prallethrin	0.0150	5.0	100.00	ND	Pass
Daminozide	0.0100	5.0	100.00	ND	Pass	Propiconazole	0.0100	5.0	100.00	ND	Pass
DDVP	0.0120	5.0	100.00	ND	Pass	Pyrethrins	0.0100	5.0	500.00	ND	Pass
Diazinon	0.0050	5.0	100.00	ND	Pass	Pyridaben	0.0240	5.0	100.00	ND	Pass
Dimethoate	0.0090	5.0	100.00	ND	Pass	Spinetoram	0.0190	5.0	100.00	ND	Pass
Dimethomorph	0.0140	5.0	2000.00	ND	Pass	Spinosad	0.0150	5.0	100.00	ND	Pass
Ethoprophos	0.0160	5.0	100.00	ND	Pass	Spiromesifen	0.0190	5.0	100.00	ND	Pass
Etofenprox	0.0270	5.0	100.00	ND	Pass	Spirotetramat	0.0130	5.0	100.00	ND	Pass
Etoxazole	0.0200	5.0	100.00	ND	Pass	Spiroxamine	0.0110	5.0	100.00	ND	Pass
Fenhexamid	0.0250	5.0	100.00	ND	Pass	Tebuconazole	0.0230	5.0	100.00	ND	Pass
Fenoxycarb	0.0160	5.0	100.00	ND	Pass	Thiacloprid	0.0120	5.0	100.00	ND	Pass
Fenpyroximate	0.0290	5.0	100.00	ND	Pass	Thiamethoxam	0.0080	5.0	5000.00	ND	Pass
Fipronil	0.0190	5.0	100.00	ND	Pass	Trifloxystrobin	0.0230	5.0	100.00	ND	Pass
Fonicamid	0.0130	5.0	100.00	ND	Pass						

Entered by: TE-002
Instrument ID 1: LCMS-1
Instrument ID 2: 0
Date Tested (LC): 11/06/2025
Date Tested (GC):
LOD= Limit of Detection, LOQ = Limit of Quantitation. Pesticides analyzed by SOP-008




Ryan Picard
Lab Director
11/10/2025

Confident LIMS
All Rights Reserved
coa.support@confidentlims.com
(866) 506-5866
www.confidentlims.com



The sampling was performed by Analytics Labs CT LLC, in accordance with established sampling protocols. Samples were received intact and underwent testing following all appropriate chain of custody and sample control protocols. All pass limits are as specified in the most recent version of Chapter 420f Sec. 21a 408-414, Chapter 420h Sec. 21a 420-429 and 21a 421j-(1-40). This product has been tested by Analytics Labs using internally validated testing methodologies and a quality management system. Uncertainty and test condition information is available upon request. Decision Rule (measurement of uncertainty) is not used to determine Pass/Fail. Analytics Labs makes no claim as to the efficacy, safety, or other risk associated with any detected, or non-detected levels of any compounds reported herein. This Certificate shall not be reproduced, except in full, without the written consent of Analytics Labs CT.

MIM-052125(3)

BioTrack Lot ID: 8177 5431 1098 0882

Sample ID: 2511ANSCT0923-5488 Completed: 11/10/2025
Strain: Mikado Mintz Expiration: 11/10/2026
Plant, Flower - Cured, 3.5g, , ,

Client
Crisp Cannabis
Lic. #
115 Forest St
Norwich, CT 06360

Sample Size: 13 units
COC #: 2511ANSCT0923; Number of Servings: ; Amended: No; Sample Condition: Intact;

Microbials

Pass

Analyte	Limit	Results	Qualifiers	Status
Total Viable Aerobic Bacteria	CFU/g 100000	CFU/g <100		Pass
Total Yeast & Mold	100000	<100		Pass
E. coli	Not Detected in 1g	Not Detected		Pass
Listeria monocytogenes	Not Detected in 1g	Not Detected		Pass
Salmonella	Not Detected in 1g	Not Detected		Pass
Shiga Toxin E. Coli	Not Detected in 1g	Not Detected		Pass
Aspergillus flavus	Not Detected in 1g	Not Detected		Pass
Aspergillus fumigatus	Not Detected in 1g	Not Detected		Pass
Aspergillus niger	Not Detected in 1g	Not Detected		Pass
Aspergillus terreus	Not Detected in 1g	Not Detected		Pass

Entered by: 008/009/017
Instrument ID: PCR-1
Date Tested: 11/05/2025

Plating of Total Aerobic bacteria, Bile-Tolerant Gram-negative bacteria, total Coliforms, and total yeast & mold are analyzed by SOP-006. Shiga Toxin-Producing Escherichia coli and Salmonella spp. are analyzed by SOP-019. Viruses analyzed by SOP-016, are non-compliant, and NOT ISO accredited. NR = Not Reported, NT = Not Tested, TNTC = Too Numerous To Count.

Mycotoxins

Pass

Analyte	LOD	LOQ	Limit	Results	Qualifiers	Status
	ug/kg	ug/kg	ug/kg	ug/kg		
B1	0.0	1.0	20.0	ND		Pass
B2	0.0	1.0	20.0	ND		Pass
G1	0.0	1.0	20.0	ND		Pass
G2	0.0	1.0	20.0	ND		Pass
Ochratoxin A	0.0	1.0	20.0	ND		Pass

Entered by: TE-002
Instrument ID: LCMS-1
Date Tested: 11/05/2025

LOD= Limit of Detection, LOQ = Limit of Quantitation. Mycotoxins analyzed by SOP-013.

Heavy Metals

Pass

Analyte	LOD	LOQ	Limit	Results	Qualifiers	Status
	ug/kg	ug/kg	ug/kg	ug/kg		
Arsenic	0.236	0.500	200.000	ND		Pass
Cadmium	0.115	0.500	200.000	ND		Pass
Chromium	0.216	1.000	600.000	ND		Pass
Lead	0.088	1.000	500.000	ND		Pass
Mercury	0.188	0.250	100.000	ND		Pass

Entered by: 015

Instrument ID: ICPMS-2
Date Tested: 11/05/2025

LOD = Limit of Detection. LOQ = Limit of Quantitation. Heavy Metals analyzed by SOP-005




Ryan Picard
Lab Director
11/10/2025

Confident LIMS
All Rights Reserved
coa.support@confidentlims.com
(866) 506-5866
www.confidentlims.com

