

GBG-F9H38-251013-7GSG

BioTrack Lot ID: 3147 0651 3665 9789

Sample ID: 2512ANSCT1038-6404 Completed: 12/10/2025
Strain: Expiration: 12/10/2026

Plant, Flower - Cured, INTERMEDIATE AGL 7g
Select Grind Grape Bubble G (H), , ,

Client
Advanced Grow Labs
Lic. # MMBR.0002721
400 Frontage Rd
West Haven, CT 06516

Sample Size: 13 units
COC #: 2512ANSCT1038; Number of Servings: ; Sample Condition: Intact;



Summary

| Test | Date Tested | Result |
|----------------|-------------|--------------------|
| Batch | | Pass |
| Cannabinoids | 12/08/2025 | Complete |
| Moisture | 12/08/2025 | 13% - Complete |
| Water Activity | 12/08/2025 | 0.49 aw - Complete |
| Terpenes | 12/09/2025 | 0.76% - Complete |
| Microbials | 12/06/2025 | Pass |
| Mycotoxins | 12/09/2025 | Pass |
| Pesticides | 12/09/2025 | Pass |
| Heavy Metals | 12/09/2025 | Pass |

Moisture Entered By: 012
Instrument ID: MA-2
Moisture analyzed per SOP-004

Water Activity Entered By: 018
Instrument ID: CT-WA-003
Water Activity analyzed per SOP-020. NT= Not Tested, NR = Not Reported.

Cannabinoids

Complete

| | | |
|------------------------------------|-------------------------------|---|
| 17.758% Total Active THC | ND Total Active CBD | 17.977% Total Active Cannabinoids |
|------------------------------------|-------------------------------|---|

| Analyte | LOD | LOQ | Result | Result | Qualifiers |
|-------------------------------------|---------|---------|---------------|----------------|------------|
| | % | % | % | mg/g | |
| THCa | 0.00003 | 0.00010 | 19.610 | 196.098 | |
| Δ9-THC | 0.00003 | 0.00010 | 0.560 | 5.605 | |
| Δ8-THC | 0.00005 | 0.00010 | ND | ND | |
| THCVa | 0.00001 | 0.00010 | ND | ND | |
| THCV | 0.00003 | 0.00010 | ND | ND | |
| CBDa | 0.00002 | 0.00010 | ND | ND | |
| CBD | 0.00002 | 0.00010 | ND | ND | |
| CBDVa | 0.00001 | 0.00010 | ND | ND | |
| CBDV | 0.00001 | 0.00010 | ND | ND | |
| CBNa | 0.00007 | 0.00010 | ND | ND | |
| CBN | 0.00002 | 0.00010 | ND | ND | |
| CBGa | 0.00003 | 0.00010 | 0.249 | 2.487 | |
| CBG | 0.00004 | 0.00010 | ND | ND | |
| CBCa | 0.00006 | 0.00010 | ND | ND | |
| CBC | 0.00004 | 0.00010 | ND | ND | |
| CBL | 0.00007 | 0.00010 | ND | ND | |
| CBT | 0.00003 | 0.00010 | ND | ND | |
| Total Available THC | | | 20.170 | 201.703 | |
| Total Active THC | | | 17.758 | 177.583 | |
| Total Available CBD | | | ND | ND | |
| Total Active CBD | | | ND | ND | |
| Total Available Cannabinoids | | | 20.419 | 204.190 | |
| Total Active Cannabinoids | | | 17.977 | 179.767 | |

Entered by: 005; Instrument ID: 1; Date Tested: 12/08/2025; 1 servings per container.
Cannabinoids analyzed by SOP-009. LOD= Limit of Detection, LOQ = Limit of Quantitation, ND = Not Detected. Total Available THC = Δ9-THC + THCa. Total Active THC = Δ9-THC + (THCA0.877). Total Available CBD = CBD + CBDA. Total Active CBD = CBD +(CBDA0.877). Total Active Cannabinoids = THCA0.877+ d9 THC+ d8 THC+ THCVa0.867+ THCV+ CBDA 0.877 + CBD+ CBDV+ CBDVa 0.867+ CBNA0.876+ CBN + CBGA0.878+ CBG + CBCA*0.877+CBC+ CBL+ CBT. Total Available Cannabinoids = sum of all detected cannabinoids. Calculated percentage by dry weight




Ryan Picard
Lab Director
12/10/2025

Confident LIMS
All Rights Reserved
coa.support@confidentlims.com
(866) 506-5866
www.confidentlims.com



GBG-F9H38-251013-7GSG

BioTrack Lot ID: 3147 0651 3665 9789

Sample ID: 2512ANSCT1038-6404 Completed: 12/10/2025

Strain: Expiration: 12/10/2026

Plant, Flower - Cured, INTERMEDIATE AGL 7g
Select Grind Grape Bubble G (H), , ,










Client

Advanced Grow Labs
Lic. # MMBR.0002721
400 Frontage Rd
West Haven, CT 06516

Sample Size: 13 units

COC #: 2512ANSCT1038; Number of Servings: ; Sample Condition: Intact;

Terpenes

| Analyte | CAS # | LOD | LOQ | Result | Result | Qualifiers |
|---------------------|-------|---------|--------|-------------|--------------|---|
| | | % | % | % | mg/g | |
| Linalool | | 0.00002 | 0.0005 | 0.23 | 2.296 |  |
| β-Caryophyllene | | 0.00003 | 0.0005 | 0.14 | 1.433 |  |
| Limonene | | 0.00004 | 0.0005 | 0.12 | 1.242 |  |
| Nerolidol | | | 0.0005 | 0.08 | 0.796 |  |
| α-Humulene | | 0.00003 | 0.0005 | 0.06 | 0.564 |  |
| β-Farnesene | | 0.00010 | 0.0005 | 0.04 | 0.396 |  |
| α-Terpineol | | 0.00004 | 0.0005 | 0.03 | 0.313 |  |
| Fenchol | | 0.00002 | 0.0005 | 0.03 | 0.312 |  |
| β-Myrcene | | 0.00004 | 0.0005 | 0.03 | 0.280 |  |
| 2-Piperidone | | 0.00003 | 0.0005 | ND | ND | |
| 3-Carene | | 0.00003 | 0.0005 | ND | ND | |
| α-Bisabolol | | 0.00007 | 0.0005 | ND | ND | |
| α-Cedrene | | 0.00002 | 0.0004 | ND | ND | |
| α-Phellandrene | | 0.00003 | 0.0005 | ND | ND | |
| α-Pinene | | 0.00004 | 0.0005 | ND | ND | |
| α-Terpinene | | 0.00002 | 0.0005 | ND | ND | |
| alpha-Thujone | | 0.00002 | 0.0005 | ND | ND | |
| β-Cedrene | | 0.00012 | 0.0001 | ND | ND | |
| β-Pinene | | 0.00002 | 0.0005 | ND | ND | |
| Borneol | | 0.00002 | 0.0005 | ND | ND | |
| Camphene | | 0.00007 | 0.0005 | ND | ND | |
| Camphor | | 0.00001 | 0.0005 | ND | ND | |
| Carvacrol | | 0.00013 | 0.0005 | ND | ND | |
| Carvone | | 0.00003 | 0.0005 | ND | ND | |
| Caryophyllene Oxide | | 0.00010 | 0.0005 | ND | ND | |
| Cedrol | | 0.00003 | 0.0005 | ND | ND | |
| cis-Ocimene | | 0.00004 | 0.0001 | ND | ND | |
| Citral | | 0.00002 | 0.0005 | ND | ND | |
| Total | | | | 0.76 | 7.632 | |

Primary Aromas



Entered by: TE-002

Instrument ID: GCMS-1

Date Tested: 12/09/2025

LOD= Limit of Detection, LOQ = Limit of Quantitation. Terpenes analyzed by SOP-010. Nerolidol = Sum of Cis and Trans-Nerolidol. Calculated percentage by dry weight




Ryan Picard
Lab Director
12/10/2025

Confident LIMS
All Rights Reserved
coa.support@confidentlims.com
(866) 506-5866
www.confidentlims.com



GBG-F9H38-251013-7GSG

BioTrack Lot ID: 3147 0651 3665 9789

Sample ID: 2512ANSCT1038-6404 Completed: 12/10/2025

Strain: Expiration: 12/10/2026

Plant, Flower - Cured, INTERMEDIATE AGL 7g
Select Grind Grape Bubble G (H), , ,

Client

Advanced Grow Labs
Lic. # MMBR.0002721
400 Frontage Rd
West Haven, CT 06516

Sample Size: 13 units

COC #: 2512ANSCT1038; Number of Servings: ; Sample Condition: Intact;

Terpenes

| Analyte | CAS # | LOD | LOQ | Result | Result | Qualifiers |
|-------------------|-------|---------|--------|-------------|--------------|------------|
| | | % | % | % | mg/g | |
| Eucalyptol | | 0.00003 | 0.0005 | ND | ND | |
| Fenchone | | 0.00002 | 0.0005 | ND | ND | |
| γ-Terpinene | | 0.00002 | 0.0005 | ND | ND | |
| Geraniol | | 0.00003 | 0.0005 | ND | ND | |
| Geranyl Acetate | | 0.00002 | 0.0005 | ND | ND | |
| Isoborneol | | 0.00002 | 0.0005 | ND | ND | |
| Isobornyl Acetate | | 0.00002 | 0.0005 | ND | ND | |
| m-Cymene | | 0.00002 | 0.0005 | ND | ND | |
| Menthone | | 0.00003 | 0.0005 | ND | ND | |
| Nerol | | 0.00004 | 0.0005 | ND | ND | |
| Nootkatone | | 0.00011 | 0.0005 | ND | ND | |
| o-Cymene | | 0.00003 | 0.0005 | ND | ND | |
| (-)-Isopulegol | | 0.00002 | 0.0005 | ND | ND | |
| (-)-Guaiol | | 0.00006 | 0.0005 | ND | ND | |
| Phytane | | 0.00002 | 0.0005 | ND | ND | |
| Piperitone | | 0.00003 | 0.0005 | ND | ND | |
| Pulegone | | 0.00002 | 0.0005 | ND | ND | |
| p-Cymene | | 0.00003 | 0.0005 | ND | ND | |
| Sabinene | | 0.00003 | 0.0005 | ND | ND | |
| Sabinene Hydrate | | 0.00001 | 0.0005 | ND | ND | |
| Safranal | | 0.00001 | 0.0005 | ND | ND | |
| Terpinolene | | 0.00002 | 0.0005 | ND | ND | |
| Thymol | | 0.00005 | 0.0005 | ND | ND | |
| trans-Ocimene | | 0.00005 | 0.0004 | ND | ND | |
| Valencene | | 0.00002 | 0.0005 | ND | ND | |
| Total | | | | 0.76 | 7.632 | |

Primary Aromas



Entered by: TE-002
Instrument ID: GCMS-1
Date Tested: 12/09/2025

LOD= Limit of Detection, LOQ = Limit of Quantitation. Terpenes analyzed by SOP-010. Nerolidol = Sum of Cis and Trans-Nerolidol. Calculated percentage by dry weight




Ryan Picard
Lab Director
12/10/2025

Confident LIMS
All Rights Reserved
coa.support@confidentlims.com
(866) 506-5866
www.confidentlims.com



GBG-F9H38-251013-7GSG

BioTrack Lot ID: 3147 0651 3665 9789

Sample ID: 2512ANSCT1038-6404 Completed: 12/10/2025

Strain: Expiration: 12/10/2026

Plant, Flower - Cured, INTERMEDIATE AGL 7g
 Select Grind Grape Bubble G (H), , ,

Client

Advanced Grow Labs
 Lic. # MMBR.0002721
 400 Frontage Rd
 West Haven, CT 06516

Sample Size: 13 units

COC #: 2512ANSCT1038; Number of Servings: ; Sample Condition: Intact;

Pesticides

Pass

| Analyte | LOD | LOQ | Limit | Result | Status | Analyte | LOD | LOQ | Limit | Result | Status |
|---------------------|--------|-----|----------|--------|--------|-------------------------|--------|-----|---------|--------|--------|
| | PPB | PPB | PPB | PPB | | | PPB | PPB | PPB | PPB | |
| Abamectin | 0.0270 | 5.0 | 100.00 | ND | Pass | Fludioxonil | 0.0220 | 5.0 | 100.00 | ND | Pass |
| Acephate | 0.0130 | 5.0 | 100.00 | ND | Pass | Hexythiazox | 0.0150 | 5.0 | 100.00 | ND | Pass |
| Acequinocyl | 0.0100 | 5.0 | 100.00 | ND | Pass | Imazalil | 0.0120 | 5.0 | 100.00 | ND | Pass |
| Acetamiprid | 0.0110 | 5.0 | 100.00 | ND | Pass | Imidacloprid | 0.0110 | 5.0 | 5000.00 | ND | Pass |
| Aldicarb | 0.0130 | 5.0 | 100.00 | ND | Pass | Kresoxim Methyl | 0.0150 | 5.0 | 100.00 | ND | Pass |
| Azoxystrobin | 0.0210 | 5.0 | 100.00 | ND | Pass | Malathion | 0.0180 | 5.0 | 500.00 | ND | Pass |
| Bifenazate | 0.0270 | 5.0 | 100.00 | ND | Pass | Metalaxyl | 0.0160 | 5.0 | 2000.00 | ND | Pass |
| Bifenthrin | 0.0280 | 5.0 | 3000.00 | ND | Pass | Methiocarb | 0.0180 | 5.0 | 100.00 | ND | Pass |
| Boscalid | 0.0110 | 5.0 | 100.00 | ND | Pass | Methomyl | 0.0110 | 5.0 | 1000.00 | ND | Pass |
| Captan | 0.0900 | 5.0 | 700.00 | ND | Pass | Methyl Parathion | 0.0080 | 5.0 | 100.00 | ND | Pass |
| Carbaryl | 0.0110 | 5.0 | 500.00 | ND | Pass | Mevinphos | 0.0080 | 5.0 | 100.00 | ND | Pass |
| Carbofuran | 0.0130 | 5.0 | 100.00 | ND | Pass | Myclobutanil | 0.0170 | 5.0 | 100.00 | ND | Pass |
| Chlorantraniliprole | 0.0120 | 5.0 | 10000.00 | ND | Pass | Naled | 0.0110 | 5.0 | 100.00 | ND | Pass |
| Chlordane | 0.0320 | 5.0 | 100.00 | ND | Pass | Oxamyl | 0.0110 | 5.0 | 500.00 | ND | Pass |
| Chlorfenapyr | 0.0280 | 5.0 | 100.00 | ND | Pass | Pacllobutrazol | 0.0190 | 5.0 | 100.00 | ND | Pass |
| Chlorpyrifos | 0.0270 | 5.0 | 100.00 | ND | Pass | Pentachloronitrobenzene | 0.0160 | 5.0 | 100.00 | ND | Pass |
| Clofentezine | 0.0120 | 5.0 | 100.00 | ND | Pass | Permethrin | 0.0230 | 5.0 | 500.00 | ND | Pass |
| Coumaphos | 0.0090 | 5.0 | 100.00 | ND | Pass | Phosmet | 0.0100 | 5.0 | 100.00 | ND | Pass |
| Cyfluthrin | 0.0170 | 5.0 | 2000.00 | ND | Pass | Piperonyl Butoxide | 0.0200 | 5.0 | 3000.00 | ND | Pass |
| Cypermethrin | 0.0230 | 5.0 | 1000.00 | ND | Pass | Prallethrin | 0.0150 | 5.0 | 100.00 | ND | Pass |
| Daminozide | 0.0100 | 5.0 | 100.00 | ND | Pass | Propiconazole | 0.0100 | 5.0 | 100.00 | ND | Pass |
| DDVP | 0.0120 | 5.0 | 100.00 | ND | Pass | Pyrethrins | 0.0100 | 5.0 | 500.00 | ND | Pass |
| Diazinon | 0.0050 | 5.0 | 100.00 | ND | Pass | Pyridaben | 0.0240 | 5.0 | 100.00 | ND | Pass |
| Dimethoate | 0.0090 | 5.0 | 100.00 | ND | Pass | Spinetoram | 0.0190 | 5.0 | 100.00 | ND | Pass |
| Dimethomorph | 0.0140 | 5.0 | 2000.00 | ND | Pass | Spinosad | 0.0150 | 5.0 | 100.00 | ND | Pass |
| Ethoprophos | 0.0160 | 5.0 | 100.00 | ND | Pass | Spiromesifen | 0.0190 | 5.0 | 100.00 | ND | Pass |
| Etofenprox | 0.0270 | 5.0 | 100.00 | ND | Pass | Spirotetramat | 0.0130 | 5.0 | 100.00 | ND | Pass |
| Etoxazole | 0.0200 | 5.0 | 100.00 | ND | Pass | Spiroxamine | 0.0110 | 5.0 | 100.00 | ND | Pass |
| Fenhexamid | 0.0250 | 5.0 | 100.00 | ND | Pass | Tebuconazole | 0.0230 | 5.0 | 100.00 | ND | Pass |
| Fenoxycarb | 0.0160 | 5.0 | 100.00 | ND | Pass | Thiacloprid | 0.0120 | 5.0 | 100.00 | ND | Pass |
| Fenpyroximate | 0.0290 | 5.0 | 100.00 | ND | Pass | Thiamethoxam | 0.0080 | 5.0 | 5000.00 | ND | Pass |
| Fipronil | 0.0190 | 5.0 | 100.00 | ND | Pass | Trifloxystrobin | 0.0230 | 5.0 | 100.00 | ND | Pass |
| Fonicamid | 0.0130 | 5.0 | 100.00 | ND | Pass | | | | | | |

Entered by: TE-002
 Instrument ID 1: LCMS-1
 Instrument ID 2: 0
 Date Tested (LC): 12/09/2025
 Date Tested (GC):
 LOD= Limit of Detection, LOQ = Limit of Quantitation. Pesticides analyzed by SOP-008




Ryan Picard
 Lab Director
 12/10/2025

Confident LIMS
 All Rights Reserved
coa.support@confidentlims.com
 (866) 506-5866
www.confidentlims.com



GBG-F9H38-251013-7GSG

BioTrack Lot ID: 3147 0651 3665 9789

Sample ID: 2512ANSCT1038-6404 Completed: 12/10/2025

Strain: Expiration: 12/10/2026

Plant, Flower - Cured, INTERMEDIATE AGL 7g
Select Grind Grape Bubble G (H), , ,

Client

Advanced Grow Labs
Lic. # MMBR.0002721
400 Frontage Rd
West Haven, CT 06516

Sample Size: 13 units

COC #: 2512ANSCT1038; Number of Servings: ; Sample Condition: Intact;

Microbials

Pass

| Analyte | Limit | Results | Qualifiers | Status |
|-------------------------------|--------------------|--------------|------------|--------|
| | CFU/g | CFU/g | | |
| Total Viable Aerobic Bacteria | 100000 | 82000 | | Pass |
| Total Yeast & Mold | 100000 | 71000 | | Pass |
| E. coli | Not Detected in 1g | Not Detected | | Pass |
| Listeria monocytogenes | Not Detected in 1g | Not Detected | | Pass |
| Salmonella | Not Detected in 1g | Not Detected | | Pass |
| Shiga Toxin E. Coli | Not Detected in 1g | Not Detected | | Pass |
| Aspergillus flavus | Not Detected in 1g | Not Detected | | Pass |
| Aspergillus fumigatus | Not Detected in 1g | Not Detected | | Pass |
| Aspergillus niger | Not Detected in 1g | Not Detected | | Pass |
| Aspergillus terreus | Not Detected in 1g | Not Detected | | Pass |

Entered by: 008/009/017

Instrument ID: PCR-1

Date Tested: 12/06/2025

Plating of Total Aerobic bacteria, Bile-Tolerant Gram-negative bacteria, total Coliforms, and total yeast & mold are analyzed by SOP-006. Shiga Toxin-Producing Escherichia coli and Salmonella spp. are analyzed by SOP-019. Viruses analyzed by SOP-016, are non-compliant, and NOT ISO accredited. NR = Not Reported, NT = Not Tested, TNTC = Too Numerous To Count.

Mycotoxins

Pass

| Analyte | LOD | LOQ | Limit | Results | Qualifiers | Status |
|--------------|-------|-------|-------|---------|------------|--------|
| | ug/kg | ug/kg | ug/kg | ug/kg | | |
| B1 | 0.0 | 1.0 | 20.0 | ND | | Pass |
| B2 | 0.0 | 1.0 | 20.0 | ND | | Pass |
| G1 | 0.0 | 1.0 | 20.0 | ND | | Pass |
| G2 | 0.0 | 1.0 | 20.0 | ND | | Pass |
| Ochratoxin A | 0.0 | 1.0 | 20.0 | ND | | Pass |

Entered by: TE-002

Instrument ID: LCMS-1

Date Tested: 12/06/2025

LOD= Limit of Detection, LOQ = Limit of Quantitation. Mycotoxins analyzed by SOP-013.

Heavy Metals

Pass

| Analyte | LOD | LOQ | Limit | Results | Qualifiers | Status |
|----------|-------|-------|---------|---------|------------|--------|
| | ug/kg | ug/kg | ug/kg | ug/kg | | |
| Arsenic | 0.236 | 0.500 | 200.000 | ND | | Pass |
| Cadmium | 0.115 | 0.500 | 200.000 | ND | | Pass |
| Chromium | 0.216 | 1.000 | 600.000 | ND | | Pass |
| Lead | 0.088 | 1.000 | 500.000 | ND | | Pass |
| Mercury | 0.188 | 0.250 | 100.000 | ND | | Pass |

Entered by: 015

Instrument ID: ICPMS-2

Date Tested: 12/06/2025

LOD = Limit of Detection. LOQ = Limit of Quantitation. Heavy Metals analyzed by SOP-005



Ryan Picard
Lab Director
12/10/2025

Confident LIMS
All Rights Reserved
coa.support@confidentlims.com
(866) 506-5866
www.confidentlims.com

